

**Grand Council Treaty #3  
Representative Services  
Financial Statements**  
*March 31, 2011*

# Grand Council Treaty #3 Representative Services Contents

For the year ended March 31, 2011

---

	Page
<b>Management's Responsibility</b>	
<b>Independent Auditors' Report</b>	
<b>Financial Statements</b>	
Statement of Financial Position .....	1
Statement of Operations and Accumulated Surplus.....	2
Statement of Changes in Net Financial Assets.....	4
Statement of Cash Flows .....	5
<b>Notes to the Financial Statements</b> .....	6
Schedule 1 - Schedule of Tangible Capital Assets.....	9
Schedule 2 - Schedule of Expenses by Object.....	10
Schedule 3 - Schedule of Revenue and Expenses and Surplus (Deficit).....	11
<b>Schedules</b>	

---

## Management's Responsibility

To the Members of Grand Council Treaty #3 Representative Services:


Management is responsible for the preparation and presentation of the accompanying financial statements, including responsibility for significant accounting judgments estimates made in accordance with Canadian public sector accounting standards. This responsibility includes selecting appropriate accounting principles and methods, and making decisions affecting the measurement of transactions in which objective judgment is required.


In discharging its responsibilities for the integrity and fairness of the financial statements, management designs and maintains the necessary accounting systems and related internal controls to provide reasonable assurance that transactions are authorized, assets are safeguarded and financial records are properly maintained to provide reliable information for the preparation of financial statements.

The Board of Directors is composed entirely of Directors who are neither management nor employees of the Organization. The Board is responsible for overseeing management in the performance of its financial reporting responsibilities, and for approving the financial statements. The Board fulfils these responsibilities by reviewing the financial information prepared by management and discussing relevant matters with management and external auditors. The Board is also responsible for recommending the appointment of the Organization's external auditors.

MNP LLP, an independent firm of Chartered Accountants, is appointed by the members to audit the financial statements and report directly to them; their report follows. The external auditors have full and free access to, and meet periodically and separately with, both the Board and management to discuss their audit findings.

August 19, 2011

  
Director

  
Director

# Independent Auditors' Report



To the Members of Grand Council Treaty #3 Representative Services:

We have audited the accompanying financial statements of Grand Council Treaty #3 Representative Services, which comprise the statement of financial position as at March 31, 2011 and the statements of operations and accumulated surplus (deficit), changes in net financial assets and cash flows for the year then ended, and a summary of significant accounting policies and other explanatory information.

## *Management's Responsibility for the Financial Statements*

Management is responsible for the preparation and fair presentation of these financial statements in accordance with Canadian public sector accounting standards, and for such internal control as management determines is necessary to enable the preparation of financial statements that are free from material misstatement, whether due to fraud or error.

## *Auditors' Responsibility*

Our responsibility is to express an opinion on these financial statements based on our audit. We conducted our audit in accordance with Canadian generally accepted auditing standards. Those standards require that we comply with ethical requirements and plan and perform the audit to obtain reasonable assurance about whether the financial statements are free from material misstatement.

An audit involves performing procedures to obtain audit evidence about the amounts and disclosures in the financial statements. The procedures selected depend on the auditors' judgment, including the assessment of the risks of material misstatement of the financial statements, whether due to fraud or error. In making those risk assessments, the auditor considers internal control relevant to the entity's preparation and fair presentation of the financial statements in order to design audit procedures that are appropriate in the circumstances, but not for the purpose of expressing an opinion on the effectiveness of the entity's internal control. An audit also includes evaluating the appropriateness of accounting policies used and the reasonableness of accounting estimates made by management, as well as evaluating the overall presentation of the financial statements.

We believe that the audit evidence we have obtained is sufficient and appropriate to provide a basis for our audit.

## *Opinion*

In our opinion, the financial statements present fairly, in all material respects, the financial position of Grand Council Treaty #3 Representative Services as at March 31, 2011 and the results of its operations, changes in net financial assets and its cash flows for the year then ended in accordance with Canadian public sector accounting standards.

## *Other Matter*

The supplementary information contained in schedules 4-80 is presented for the purposes of additional analysis and is not a part of the basic audited financial statements. The information in the schedules was derived from the accounting records tested in forming our opinion on the financial statements as a whole.

Kenora, Ontario

August 19, 2011

*MNP LLP*

Chartered Accountants

Licensed Public Accountants




ACCOUNTING > CONSULTING > TAX  
315 MAIN STREET S, KENORA, ON P9N 1T4  
1.866.381.3338 P: 807.468.3338 F: 807.468.1418 [mnp.ca](http://mnp.ca)

**Grand Council Treaty #3 Representative Services**  
**Statement of Financial Position**


*As at March 31, 2011*

	2011	2010 <i>(Restated)</i>
<b>Financial assets</b>		
<b>Current</b>		
Cash	14,202	469,469
Accounts receivable <i>(Note 3)</i>	1,189,816	615,459
	1,204,018	1,084,928
Funds held in trust <i>(Note 4)</i>	3,502,007	3,177,897
	4,706,025	4,262,825
<b>Liabilities</b>		
<b>Current</b>		
Accounts payable and accruals	489,783	465,671
Deferred revenue <i>(Note 5)</i>	382,311	542,782
Funding repayable <i>(Note 6)</i>	258,339	287,021
	1,130,433	1,295,474
Net financial assets	3,575,592	2,967,351
<b>Non-financial assets</b>		
Tangible capital assets <i>(Schedule 1)</i>	39,547	28,212
Prepaid expenses	15,095	15,135
	54,642	43,347
Accumulated surplus <i>(Note 7)</i>	3,630,234	3,010,698

Approved on behalf of the Board



Director



Director

**Grand Council Treaty #3 Representative Services**  
**Statement of Operations and Accumulated Surplus (Deficit)**  
*For the year ended March 31, 2011*

	2011	2010 <i>(Restated)</i>
<b>Revenue</b>		
Indian and Northern Affairs Canada	1,928,266	2,033,249
First Nation and Inuit Health	913,035	386,774
Province of Ontario	233,086	793,578
Ministry of Children and Youth	617,000	587,965
Ministry of Natural Resources	492,508	538,831
Administration	484,063	423,005
Ministry of Aboriginal Affairs	342,180	469,000
Ministry of Northern Development, Mines and Forestry	333,768	239,600
Trust fund income	324,110	396,490
Ministry of Health and Long Term Care	85,000	83,333
Ministry of Attorney General	68,257	80,530
Chiefs of Ontario	67,987	101,150
Funding recovered	65,798	70,629
Department of Justice Canada	60,000	60,000
Ontario Power Authority	40,998	-
Ontario First Nations Limited Partnership	20,000	20,000
Other revenue	18,897	2,949
International Joint Commission	13,000	-
Shooniyaa Wa-Biitong	11,346	22,459
Ministry of Natural Resources - royalties	1,454	-
Interest income	-	1,687
Miscellaneous	-	27,376
Repayment of funding	(118,667)	(408,330)
Revenue deferred in prior year <i>(Note 5)</i>	542,783	687,770
Revenue deferred to subsequent year <i>(Note 5)</i>	(382,312)	(542,782)
	<b>6,162,557</b>	<b>6,075,263</b>

*Continued on next page*

**Grand Council Treaty #3 Representative Services**  
**Statement of Operations and Accumulated Surplus (Deficit)**  
*For the year ended March 31, 2011*

	2011	2010 (Restated)
<i>(Continued from previous page)</i>	6,162,557	6,075,263
<b>Expenses</b>		
Administration	585,037	712,646
Cultural, Environmental/Economic Development	781,920	638,631
Education	425,969	379,009
Health	1,643,407	1,577,828
Justice	431,604	457,147
Social	631,011	660,450
Trapping	173,674	187,175
Political Affairs	870,399	922,797
<b>Total expenses</b>	<b>5,543,021</b>	<b>5,535,683</b>
Annual surplus	619,536	539,580
Accumulated surplus, beginning of year	3,010,698	2,471,118
Accumulated surplus, end of year <i>(Note 7)</i>	3,630,234	3,010,698

**Grand Council Treaty #3 Representative Services**  
**Statement of Changes in Net Financial Assets**

*For the year ended March 31, 2011*

	2011	2010 <i>(Restated)</i>
<b>Annual surplus</b>	<b>619,536</b>	<b>539,580</b>
Purchases of tangible capital assets	(20,718)	(8,430)
Amortization of tangible capital assets	9,382	9,403
	<b>(11,336)</b>	<b>973</b>
Acquisition of prepaid expenses	-	(3,221)
Use of prepaid expenses	40	-
<b>Increase in net financial assets</b>	<b>608,240</b>	<b>537,332</b>
<b>Net financial assets, beginning of year</b>	<b>2,967,352</b>	<b>2,430,019</b>
<b>Net financial assets, end of year</b>	<b>3,575,592</b>	<b>2,967,351</b>

**Grand Council Treaty #3 Representative Services**  
**Statement of Cash Flows**  
*For the year ended March 31, 2011*

	2011	2010 <i>(Restated)</i>
<b>Cash provided by (used for) the following activities</b>		
<b>Operating activities</b>		
Annual surplus	619,536	539,580
Non-cash items		
Amortization	9,382	9,403
Deferred revenue - current year	382,312	-
	1,011,230	548,983
Changes in working capital accounts		
Accounts receivable	(574,357)	701,603
Prepaid expenses	40	(3,221)
Accounts payable and accruals	24,113	(163,217)
Deferred revenue	(542,782)	(144,988)
Funding repayable	(28,682)	287,021
	(110,438)	1,226,181
	-	-
<b>Capital activities</b>		
Purchases of tangible capital assets	(20,718)	(8,430)
Increase in Trust Funds	(324,111)	(396,498)
	(344,829)	(404,928)
<b>Increase (decrease) in cash resources</b>	<b>(455,267)</b>	<b>821,253</b>
<b>Cash resources (deficiency), beginning of year</b>	<b>469,469</b>	<b>(351,784)</b>
<b>Cash resources, end of year</b>	<b>14,202</b>	<b>469,469</b>
<b>Supplementary cash flow information</b>		
Interest paid	1,412	4,320

**Grand Council Treaty #3 Representative Services**  
**Notes to the Financial Statements**  
*For the year ended March 31, 2011*

---

**1. Operations**

In order to satisfy the requirements of Canada's PTO Funding Policy, the administrative office which provides administrative and technical support to Grand Council Treaty #3 Representative Services was incorporated as GCT#3 Representative Services on October 14, 2003 under the Canada Business and Corporations Act. Grand Council Treaty #3 Representative Services is a body corporate and political under Aboriginal and constitutional law of Canada. It is the traditional government of the Anishinaabe Nation in Treaty #3.

**2. Significant accounting policies**

These financial statements are the representations of management, prepared in accordance with Canadian public sector accounting standards and include the following significant accounting policies:

***Basis of presentation***

Sources of financing and expenses are recorded on the accrual basis of accounting. The accrual basis of accounting recognizes revenue as they become available and measurable; expenses are recognized as they are incurred and measurable as a result of the receipt of goods or services and the creation of a legal obligation to pay.

***Tangible capital assets***

Tangible capital assets are initially recorded at cost based on historical cost accounting records for computer equipment and leasehold improvements. Contributed tangible capital assets are recorded at their fair value at the date of contribution.

Tangible capital assets are amortized annually using the following methods at rates intended to amortize the cost of the assets over their estimated useful lives:

	Method	Rate
Computer equipment	declining balance	30 %
Leasehold improvements	declining balance	20 %

***Long-lived assets***

Long-lived assets consist of tangible capital assets with finite useful lives. Long-lived assets held for use are measured and amortized as described in the applicable accounting policies.

The Organization performs impairment testing on long-lived assets held for use whenever events or changes in circumstances indicate that the carrying value of an asset, or group of assets, may not be recoverable. Impairment losses are recognized when undiscounted future cash flows from its use and disposal are less than the assets' carrying amount.

Impairment is measured as the amount by which the assets' carrying value exceeds its fair value. Any impairment is included in operations for the year.

***Revenue recognition***

Government transfer is recognized as it becomes receivable under the terms of applicable funding agreements. Funding received under funding arrangements that relate to a subsequent fiscal period is reflected as deferred revenue on the statement of financial position in the year of receipt, and is matched with the related department expenses in the year of their occurrence. Other revenue is recognized by the organization when services are provided.

***Use of estimates***

The preparation of financial statements in conformity with Canadian public sector accounting standards requires management to make estimates and assumptions that affect the reported amounts of assets and liabilities and disclosure of contingent assets and liabilities at the date of the financial statements, and the reported amounts of revenue and expenses during the reporting period.

Accounts receivable are stated after evaluation as to their collectability and an appropriate allowance for doubtful accounts is provided where considered necessary. Amortization is based on the estimated useful lives of tangible capital assets.

These estimates and assumptions are reviewed periodically and, as adjustments become necessary they are reported in operations in the periods in which they become known.

**Grand Council Treaty #3 Representative Services**  
**Notes to the Financial Statements**  
*For the year ended March 31, 2011*

**Segments**

The Organization conducts its business through nine reportable segments: administration, education, health, justice, trapping, cultural, political affairs, social and trust fund investment. These operating segments are established by senior management to facilitate the achievement of the Organization's long-term objectives, to aid in resource allocation decisions, and to assess operational performance.

For each reported segment, revenue and expenses represent both amounts that are directly attributable to the segment and amounts that are allocated on a reasonable basis. Therefore, certain allocation methodologies are employed in the preparation of segmented financial information.

The accounting policies used in these segments are consistent with those followed in the preparation of the financial statements as disclosed in the Significant Accounting Policies.

**Non-financial assets**

The Organization's tangible capital assets and other non-financial assets are accounted for as assets because they can be used to provide services in future periods. These assets do not normally provide resources to discharge the liabilities of the Organization unless they are sold.

**Investments**

Funds held in trust consist of investments that are valued at the lower of cost and market value.

**Employee future benefits**

The Organization's employee future benefit programs consist of a defined contribution pension plan. The organization's contributions to the defined contribution pension plan are expenses as incurred.

**Financial instruments**

Financial instruments include cash, accounts receivable, funds held in trust, accounts payable and accruals, and funding repayable. Unless otherwise stated, it is management's opinion that the Organization is not exposed to significant interest, currency or credit risk arising from the financial instruments.

**3. Accounts receivable**

	2011	2010
Province of Ontario	879,297	375,101
Indian and Northern Affairs Canada	108,047	85,820
GST/ HST receivable	113,882	79,708
Chiefs of Ontario	31,190	45,620
Other	56,952	21,128
Travel	448	8,082
	1,189,816	615,459

**4. Funds held in trust**

The Grand Council established the Consolidated Revenue Trust Fund as a trust to hold and administer the trust assets for the use and benefits of the members of Grand Council Treaty #3. These funds cannot be expended without the full agreement of the Executive Council pursuant to the Trust Fund Policy. Market value of the investments at March 31, 2011 is \$3,579,891. (2010 - \$3,200,857)

	2011	2010
Balance, beginning of year	3,177,897	2,823,580
New investment	185,981	289,628
Interest and dividends	138,129	64,689
	3,502,007	3,177,897

## Grand Council Treaty #3 Representative Services Notes to the Financial Statements

*For the year ended March 31, 2011*

### 5. Deferred revenue

	2011	2010
Canada / Ontario Resource Development Agreement (page 22)	124,500	123,284
Resource Law (page 24)	-	91,586
First Nation & Inuit Skills Link (page 27)	-	9,027
Youth Entrepreneurship (page 30)	-	15,000
Youth Council Development (page 31)	-	7,791
Aboriginal Health Trans. Fund (page 40)	59,886	61,151
H1N1 (page 43)	-	5,000
AHWS - Renewal Consultations (page 46)	-	42,243
Disabled Fund (page 54)	-	19,459
Prescription Drug Strategy (page 55)	8,471	-
Political Office (page 63)	161,550	132,249
Family Violence (page 66)	-	30,349
Trapping - Resource Centre (page 70)	27,905	5,644
	382,312	542,783

### 6. Funding repayable

The Organization has signed funding agreements with the Department of Indian and Northern Affairs Canada and other governmental bodies for funding of programs which state that the funding party may require surpluses to be returned. The total of such surpluses could be material. Payments or recoveries of prior year surpluses will be recorded in the year recovered, paid or as amounts are determinable.

### 7. Accumulated surplus

Accumulated surplus consists of the following:

	2011	2010
Unrestricted surplus	128,222	(167,199)
Internally restricted trust funds (Note 4)	3,502,007	3,177,897
	3,630,229	3,010,698

The Grand Council established the Consolidated Revenue Trust Fund as a trust to hold and administer the trust assets for the use and benefits of the members of Grand Council Treaty #3. These funds cannot be expended without the full agreement of the Executive Council pursuant to the Trust Fund Policy.

### 8. Economic dependence

The Organization's primary source of revenue is Government grants. The grant funding can be cancelled if the Organization does not observe certain established guidelines. The Organization's ability to continue viable operations is dependent upon maintaining its right to follow the criteria within the provincial and federal government guidelines. As at the date of these financial statements the Organization believes that it is in compliance with the guidelines.

**Grand Council Treaty #3 Representative Services**  
**Notes to the Financial Statements**  
*For the year ended March 31, 2011*

---

9. INAC reconciliation

	<i>2010</i>
INAC per Financial Statements	1,928,266
INAC per confirmation	1,928,266

10. Comparative figures

Certain comparative figures have been reclassified to conform with current year's presentation.

11. Budget information

Canadian public sector accounting (PSA) standards require the disclosure of budget information for comparison to the Organization's actual revenue and expenses. The budgeted revenue and expenses, and surplus (deficit) have not been reported in these financial statements. While having no effect on reported revenue, expenses, and surplus (deficit), omission of this information is considered a departure from PSA standards.

**Grand Council Treaty #3 Representative Services**  
**Schedule 1 - Schedule of Tangible Capital Assets**

*For the year ended March 31, 2011*

	<i>Computers</i>	<i>Leasehold Improvements</i>	<i>2011</i>	<i>2010</i>
<b>Cost</b>				
Balance, beginning of year	38,430	36,481	74,911	66,481
Acquisition of tangible capital assets	20,718	-	20,718	8,430
<b>Balance, end of year</b>	<b>59,148</b>	<b>36,481</b>	<b>95,629</b>	<b>74,911</b>
<b>Accumulated amortization</b>				
Balance, beginning of year	32,107	14,592	46,699	37,296
Annual amortization	5,004	4,378	9,382	9,403
<b>Balance, end of year</b>	<b>37,111</b>	<b>18,970</b>	<b>56,081</b>	<b>46,699</b>
<b>Net book value of tangible capital assets</b>	<b>22,037</b>	<b>17,511</b>	<b>39,548</b>	<b>28,212</b>
<b>2010 Net book value of tangible capital assets</b>	<b>6,323</b>	<b>21,889</b>	<b>28,212</b>	

**Grand Council Treaty #3 Representative Services**  
**Schedule 2 - Schedule of Expenses by Object**  
*For the year ended March 31, 2011*

	2011	2010
<hr/>		
<b>Consolidated expenses by object</b>		
Administrative expenses	1,434,741	1,053,784
Amortization of tangible capital assets	9,382	9,403
Bank charges and interest	1,412	4,320
Cultural and community development	98,201	110,985
Flow through - community payments	643,769	1,248,430
Honoraria, salaries and benefits	1,560,277	1,401,623
Office and utilities	83,960	98,389
Professional fees	667,081	757,997
Training and travel	1,044,203	850,750
	<hr/>	<hr/>
	5,543,026	5,535,681
	<hr/>	<hr/>

**Grand Council Treaty #3 Representative Services**  
**Schedule 3 - Schedule of Revenue and Expenses and Accumulated Surplus (Deficit)**  
*For the year ended March 31, 2011*

	Schedule #	INAC Revenue	Other Revenue	Deferred Revenue	Total Revenue	Total Expenses	Adjustments/Transfers From (To)	Current Surplus (Deficit)
<b>Administration</b>								
New Relationship Fund	4	-	49,930	-	49,930	49,930	-	-
Administration	5	343,215	493,080	-	836,295	535,107	-	301,188
		343,215	543,010	-	886,225	585,037	-	301,188
<b>Cultural, Environmental/Economic Development</b>								
Watershed Forum	6	-	13,000	-	13,000	13,000	-	-
Elders Forum	7	-	63,791	-	63,791	63,791	-	-
Forest Tenure Sessions	8	-	47,922	-	47,922	47,922	-	-
Territorial Planning	9	-	(41,840)	-	(41,840)	49,745	91,586	1
Energy Development	10	-	40,998	-	40,998	77,075	(34,993)	(36,077)
Canada / Ontario Resource Development Agreement	11	-	144,224	(1,216)	143,008	108,015	(34,993)	(317)
Northern Growth Plan	12	-	22,055	-	22,055	22,372	(317)	-
Resource Law	13	-	400,000	91,586	491,586	400,000	(91,586)	-
		-	690,150	90,370	780,520	781,920	(34,993)	(36,393)
<b>Education</b>								
Youth Engagement Session	14	14,960	-	-	14,960	15,139	-	(179)
Wage Subsidy	15	-	5,534	-	5,534	5,534	-	-
First Nation & Inuit Skills Link Program	16	13,800	-	9,027	22,827	22,827	-	-
Education Partnerships	17	105,311	-	-	105,311	101,182	-	4,129
INAC Summer Students	18	15,000	-	-	15,000	15,000	-	-
Youth Entrepreneurship	19	-	-	15,000	15,000	-	-	15,000
Youth Council Development	20	-	-	7,791	7,791	4,359	-	3,432
Best Practice in Education	21	-	36,749	-	36,749	36,749	-	-
Education	22	140,000	-	-	140,000	142,367	-	(2,367)
TARR Intern-Shooniyaa	23	-	4,312	-	4,312	4,312	-	-
Youth Council Gathering - Shooniyaa	24	-	1,500	-	1,500	1,500	-	-
Youth Health Career Fair	25	-	77,000	-	77,000	77,000	-	-
		289,071	126,095	31,818	445,984	426,969	-	20,015
<b>Health</b>								
IRS-Gathering-INAC	26	38,234	-	-	38,234	38,489	-	(255)
IRS-Great Healing Plan	27	-	109,500	-	109,500	109,491	-	9
FASTD Nutritional-One Time	28	-	37,000	-	37,000	37,000	-	-
Aboriginal Health Trans. Fund	29	-	-	1,265	1,265	1,265	-	-
AHWS - Health Policy Analyst	30	-	78,441	-	78,441	78,475	-	(34)
AHWS - Training	31	-	2,955	-	2,955	2,955	-	-
H1N1	32	-	-	5,000	5,000	5,000	-	-



**Grand Council Treaty #3 Representative Services**  
**Schedule 3 - Schedule of Revenue and Expenses and Accumulated Surplus (Deficit)**  
 For the year ended March 31, 2011

	Schedule #	IMAC Revenue	Other Revenue	Deferred Revenue	Total Revenue	Total Expenses	Adjustments/Transfers From (To)	Current Surplus (Deficit) Unaudited
<b>Health Governance &amp; Infrastructure Support</b>								
AHWS - Renewal Consultations	33	-	117,885	-	117,885	118,044	-	(159)
Aboriginal Health Human Resource Initiative	35	-	(42,243)	42,243	-	-	-	-
AFASD/CNP - Ministry of Children & Youth Services Health Council	36	-	108,550	-	108,550	108,550	-	-
AHWS Vicarious Trauma	37	-	330,000	-	330,000	330,000	-	-
LOA Community Capacity	38	-	73,123	-	73,123	73,123	-	-
Indian Residential School Resolution Health	39	-	151,690	-	151,690	151,690	-	3,566
Aboriginal Diabetes Education	40	-	27,060	-	27,060	23,494	-	-
Aboriginal Diabetes Education	41	-	420,000	-	420,000	420,000	-	-
Disabler Fund	42	-	85,000	-	85,000	85,000	-	-
Prescription Drug Strategy	43	-	10,000	19,459	19,459	13,837	-	5,622
Diabetes Extension Funds	44	-	30,927	(8,471)	30,927	30,867	-	60
Aboriginal Diabetes Initiative	45	-	14,600	-	14,600	14,600	-	-
	46	-	-	-	-	-	-	-
		38,234	1,554,488	59,496	1,652,218	1,643,409	-	8,809
<b>Justice</b>								
Jury Roll Program	47	-	8,257	-	8,257	5,967	-	2,290
Youth Reintegration Project	48	-	174,051	-	174,051	174,051	-	-
Ipperwash Inquiry Research	49	-	80,080	-	80,080	80,080	-	-
Community Justice Project	50	-	171,507	-	171,507	171,507	-	-
		-	433,895	-	433,895	431,605	-	2,290
<b>Social</b>								
Summit Comm. Engagement	53	-	10,000	-	10,000	10,049	-	(49)
Women's Council	54	40,000	-	-	40,000	40,000	-	-
Family Violence	55	104,200	-	30,349	134,549	134,549	-	-
Disabilities Initiative	56	34,100	-	-	34,117	34,117	-	(17)
Social	57	83,600	-	-	83,600	83,585	-	35
Treaty Aboriginal Right Research	58	328,246	-	-	328,246	328,731	-	(485)
		590,146	10,000	30,349	630,495	631,011	-	(516)
<b>Trapping</b>								
Trapping - Resource Centre	59	-	160,973	(22,261)	138,712	138,712	-	-
Traps for Trade - CORDA	60	-	-	-	-	34,961	34,993	-
		-	160,973	(22,261)	138,712	173,673	34,993	32
<b>Political Affairs</b>								

**Grand Council Treaty #3 Representative Services**  
**Schedule 3 - Schedule of Revenue and Expenses and Accumulated Surplus (Deficit)**  
*For the year ended March 31, 2011*

	Schedule #	INAC Revenue	Other Revenue	Deferred Revenue	Total Revenue	Total Expenses	Adjustments/Transfers From (To)	Current Surplus (Deficit) Unaudited
Letter of Intent - Government to Government Political Office	51 52	- 667,600	212,100 20,000	- (29,301)	212,100 668,299	212,100 668,299	- -	- -
		667,600	232,100	(29,301)	870,399	870,399	-	-
Trust Funds Investments		-	324,110	-	324,110	-	-	324,110
Trust Fund Investments	89	-	324,110	-	324,110	-	-	324,110
<b>Total</b>		1,928,266	4,073,821	160,471	6,162,558	5,643,023	-	619,535

**Grand Council Treaty #3 Representative Services**  
**New Relationship Fund**  
**Schedule 4 - Schedule of Revenue and Expenses**  
*For the year ended March 31, 2011*

	2011 <i>(Unaudited)</i>	2010 <i>(Unaudited)</i>
<b>Revenue</b>		
Ministry of Aboriginal Affairs	50,000	-
Repayment of funding	(70)	-
	<b>49,930</b>	<b>-</b>
<b>Expenses</b>		
Administration	4,545	-
Community sessions	16,720	-
Presenter fees	13,828	-
Program expense	5,213	-
Salaries and benefits	9,624	-
	<b>49,930</b>	<b>-</b>
<b>Surplus (deficit)</b>	<b>-</b>	<b>-</b>

**Grand Council Treaty #3 Representative Services  
Administration  
Schedule 5 - Schedule of Revenue and Expenses**  
*For the year ended March 31, 2011*

	2011 (Unaudited)	2010 (Unaudited)
<b>Revenue</b>		
Indian and Northern Affairs Canada	343,215	331,599
Administration	484,063	423,005
Other revenue	9,017	2,503
Interest income	-	1,687
	<b>836,295</b>	<b>758,794</b>
<b>Expenses</b>		
Amortization	6,275	9,403
Audit fees	11,525	30,845
Bank charges and interest	1,412	4,315
Board of Directors meetings	23,047	13,498
Computer support	128	1,802
Consulting	93,426	48,671
Contracted services	-	6,387
Facilities	28,037	22,056
Furniture and equipment	3,939	4,326
Honoraria	350	1,350
I/T and website upgrades and maintenance	23,022	28,097
Insurance	13,492	14,457
Legal fees	36,942	78,869
Meetings and conferences	1,305	5,858
Miscellaneous	-	5,291
Office supplies	43,600	44,290
Postage	3,373	4,622
Professional development	1,357	630
Program expense	2,536	-
Recruitment	9,798	17,811
Rent	39,737	37,000
Salaries and benefits	133,132	201,605
Telephone	29,890	37,617
Travel and accommodations	28,784	26,646
	<b>535,107</b>	<b>645,446</b>
<b>Surplus</b>	<b>301,188</b>	<b>113,348</b>

**Grand Council Treaty #3 Representative Services**  
**Watershed Forum**  
**Schedule 6 - Schedule of Revenue and Expenses**  
*For the year ended March 31, 2011*

---

	<i>2011</i>	<i>2010</i>
	<i>(Unaudited)</i>	<i>(Unaudited)</i>
<b>Revenue</b>		
International Joint Commission	13,000	-
<b>Expenses</b>		
Meetings and conferences	13,000	-
<b>Surplus (deficit)</b>	-	-

---

**Grand Council Treaty #3 Representative Services**  
**Elders Forum**  
**Schedule 7 - Schedule of Revenue and Expenses**  
*For the year ended March 31, 2011*

	2011 <i>(Unaudited)</i>	2010 <i>(Unaudited)</i>
<b>Revenue</b>		
Ministry of Northern Development, Mines and Forestry	63,791	-
<b>Expenses</b>		
Administration	6,800	-
Meetings and conferences	4,832	-
Occupancy costs and facility rental	800	-
Traditional materials	409	-
Translation	2,000	-
Travel and accommodations	48,950	-
	63,791	-
<b>Surplus (deficit)</b>	-	-

**Grand Council Treaty #3 Representative Services**  
**Forest Tenure Sessions**  
**Schedule 8 - Schedule of Revenue and Expenses**  
*For the year ended March 31, 2011*

	2011 <i>(Unaudited)</i>	2010 <i>(Unaudited)</i>
<b>Revenue</b>		
Ministry of Northern Development, Mines and Forestry	47,922	-
<b>Expenses</b>		
Administration	8,400	-
Meetings and conferences	8,539	-
Travel and accommodations	30,983	-
	47,922	-
<b>Surplus (deficit)</b>	-	-

**Grand Council Treaty #3 Representative Services**  
**Territorial Planning**  
**Schedule 9 - Schedule of Revenue and Expenses**  
*For the year ended March 31, 2011*

	2011 <i>(Unaudited)</i>	2010 <i>(Unaudited)</i>
Repayment of funding	(41,840)	-
<b>Expenses</b>		
Amortization	2,384	-
Furniture and equipment	10,007	-
Meetings and conferences	24,690	-
Travel and accommodations	12,664	-
	49,745	-
Surplus (deficit) before transfers	(91,585)	-
Transfers between programs		
Transfer from Resource Law	91,586	-
<b>Surplus (deficit)</b>	<b>1</b>	<b>-</b>

**Grand Council Treaty #3 Representative Services**  
**Energy Development**  
**Schedule 10 - Schedule of Revenue and Expenses**  
*For the year ended March 31, 2011*

	2011 <i>(Unaudited)</i>	2010 <i>(Unaudited)</i>
<b>Revenue</b>		
Ontario Power Authority	40,998	-
<b>Expenses</b>		
Program expense	24,443	-
Salaries and benefits	34,627	-
Travel and accommodations	18,005	-
	<b>77,075</b>	<b>-</b>
<b>Surplus (deficit)</b>	<b>(36,077)</b>	<b>-</b>

**Grand Council Treaty #3 Representative Services**  
**Canada / Ontario Resource Development Agreement**  
**Schedule 11 - Schedule of Revenue and Expenses**  
*For the year ended March 31, 2011*

	2011 <i>(Unaudited)</i>	2010 <i>(Unaudited)</i>
<b>Revenue</b>		
Ministry of Natural Resources	133,369	169,692
Miscellaneous	-	3,443
Deferred revenue - prior year <i>(Note 5)</i>	123,284	79,043
Deferred revenue - current year <i>(Note 5)</i>	(124,500)	(123,284)
Funding recovered	10,855	-
	<b>143,008</b>	<b>128,894</b>
<b>Expenses</b>		
Administration	6,372	8,081
Flow through payments	101,643	120,813
	<b>108,015</b>	<b>128,894</b>
<b>Surplus (deficit) before transfers</b>	<b>34,993</b>	-
Transfers between programs		
Transfer to Traps for Trades	(34,993)	-
<b>Surplus (deficit)</b>	<b>-</b>	<b>-</b>

**Grand Council Treaty #3 Representative Services**  
**Northern Growth Plan**  
**Schedule 12 - Schedule of Revenue and Expenses**  
*For the year ended March 31, 2011*

	2011 <i>(Unaudited)</i>	2010 <i>(Unaudited)</i>
<b>Revenue</b>		
Ministry of Northern Development, Mines and Forestry	22,055	39,600
Repayment of funding	-	(14,850)
	<b>22,055</b>	<b>24,750</b>
<b>Expenses</b>		
Administration	2,000	7,200
Meetings and conferences	5,335	14,992
Salaries and benefits	2,000	-
Travel and accommodations	13,037	2,558
	<b>22,372</b>	<b>24,750</b>
<b>Surplus (deficit)</b>	<b>(317)</b>	<b>-</b>

**Grand Council Treaty #3 Representative Services**  
**Resource Law**  
**Schedule 13 - Schedule of Revenue and Expenses**  
*For the year ended March 31, 2011*

	2011 (Unaudited)	2010 (Unaudited)
<b>Revenue</b>		
Ministry of Northern Development, Mines and Forestry	200,000	200,000
Ministry of Natural Resources	200,000	200,000
Deferred revenue - prior year	91,586	112,496
Deferred revenue - current year	-	(91,586)
	<b>491,586</b>	<b>420,910</b>
<b>Expenses</b>		
Administration	40,000	40,000
Audit fees	7,000	-
Consulting	62,778	42,995
Furniture and equipment	9,252	9,071
Honoraria	-	-
Legal fees	6,475	85,565
Meetings and conferences	48,057	38,523
Occupancy costs and facility rental	8,750	-
Salaries and benefits	126,482	138,176
Travel and accommodations	91,206	66,580
	<b>400,000</b>	<b>420,910</b>
<b>Surplus (deficit) before transfers</b>	<b>91,586</b>	<b>-</b>
<b>Transfers between programs</b>		
Transfer to Territorial Planning	(91,586)	-
<b>Surplus (deficit)</b>	<b>-</b>	<b>-</b>

**Grand Council Treaty #3 Representative Services**  
**Youth Engagement Session**  
**Schedule 14 - Schedule of Revenue and Expenses**  
*For the year ended March 31, 2011*

	2011 <i>(Unaudited)</i>	2010 <i>(Unaudited)</i>
<b>Revenue</b>		
Indian and Northern Affairs Canada	14,960	-
<b>Expenses</b>		
Administration	1,360	-
Meetings and conferences	3,397	-
Presenter fees	4,582	-
Travel and accommodations	5,800	-
	15,139	-
<b>Surplus (deficit)</b>	<b>(179)</b>	<b>-</b>

**Grand Council Treaty #3 Representative Services**  
**Wage Subsidy**  
**Schedule 15 - Schedule of Revenue and Expenses**  
*For the year ended March 31, 2011*

	2011 <i>(Unaudited)</i>	2010 <i>(Unaudited)</i>
<b>Revenue</b>		
Shooniyaa Wa-Biitong	5,534	-
<b>Expenses</b>		
Salaries and benefits	4,651	-
Training	883	-
	5,534	-
<b>Surplus (deficit)</b>	-	-

**Grand Council Treaty #3 Representative Services**  
**First Nation & Inuit Skills Link Program**  
**Schedule 16 - Schedule of Revenue and Expenses**  
*For the year ended March 31, 2011*

	2011 (Unaudited)	2010 (Unaudited)
<b>Revenue</b>		
Indian and Northern Affairs Canada	13,800	50,000
Deferred revenue - prior year (Note 5)	9,027	-
Deferred revenue - current year (Note 5)	-	(9,027)
	<b>22,827</b>	<b>40,973</b>
<b>Expenses</b>		
Administration	1,380	5,000
Meetings and conferences	-	594
Professional development	-	300
Salaries and benefits	20,574	32,075
Travel and accommodations	873	3,004
	<b>22,827</b>	<b>40,973</b>
<b>Surplus (deficit)</b>	<b>-</b>	<b>-</b>

**Grand Council Treaty #3 Representative Services**  
**Education Partnerships**  
**Schedule 17 - Schedule of Revenue and Expenses**  
*For the year ended March 31, 2011*

	2011 <i>(Unaudited)</i>	2010 <i>(Unaudited)</i>
<b>Revenue</b>		
Indian and Northern Affairs Canada	105,311	120,000
Repayment of funding	-	(5,817)
	<b>105,311</b>	<b>114,183</b>
<b>Expenses</b>		
Administration	6,319	7,200
Amortization	723	-
Facilities	-	3,990
Furniture and equipment	4,636	-
Meetings and conferences	16,388	-
Occupancy costs and facility rental	1,500	-
Professional fees	4,206	-
Recruitment	2,000	-
Salaries and benefits	30,688	43,293
Traditional materials	1,692	9,700
Travel and accommodations	33,030	50,000
	<b>101,182</b>	<b>114,183</b>
<b>Surplus (deficit)</b>	<b>4,129</b>	<b>-</b>

**Grand Council Treaty #3 Representative Services**  
**INAC Summer Students**  
**Schedule 18 - Schedule of Revenue and Expenses**  
*For the year ended March 31, 2011*

	2011 <i>(Unaudited)</i>	2010 <i>(Unaudited)</i>
<b>Revenue</b>		
Indian and Northern Affairs Canada	15,000	20,000
Repayment of funding	-	(2,772)
	<b>15,000</b>	<b>17,228</b>
<b>Expenses</b>		
Administration	1,500	2,000
Salaries and benefits	13,500	15,228
	<b>15,000</b>	<b>17,228</b>
<b>Surplus (deficit)</b>	<b>-</b>	<b>-</b>

**Grand Council Treaty #3 Representative Services**  
**Youth Entrepreneurship**  
**Schedule 19 - Schedule of Revenue and Expenses**  
*For the year ended March 31, 2011*

	2011 <i>(Unaudited)</i>	2010 <i>(Unaudited)</i>
<b>Revenue</b>		
Deferred revenue - prior year <i>(Note 5)</i>	15,000	15,000
Deferred revenue - current year <i>(Note 5)</i>	-	(15,000)
	<b>15,000</b>	-
<b>Surplus (deficit)</b>	<b>15,000</b>	-

**Grand Council Treaty #3 Representative Services**  
**Youth Council Development**  
**Schedule 20 - Schedule of Revenue and Expenses**  
*For the year ended March 31, 2011*

	2011 (Unaudited)	2010 (Unaudited)
<b>Revenue</b>		
Miscellaneous	-	1,709
Deferred revenue - prior year (Note 5)	7,791	13,400
Deferred revenue - current year (Note 5)	-	(7,791)
	<b>7,791</b>	<b>7,318</b>
<b>Expenses</b>		
Consulting	-	1,878
Materials	-	1,346
Meetings and conferences	-	150
Travel and accommodations	4,359	3,944
	<b>4,359</b>	<b>7,318</b>
<b>Surplus (deficit)</b>	<b>3,432</b>	<b>-</b>

**Grand Council Treaty #3 Representative Services**  
**Best Practice in Education**  
**Schedule 21 - Schedule of Revenue and Expenses**  
*For the year ended March 31, 2011*

	2011 <i>(Unaudited)</i>	2010 <i>(Unaudited)</i>
<b>Revenue</b>		
Ministry of Aboriginal Affairs	-	50,000
Funding recovered	36,749	-
Repayment of funding	-	(36,749)
	<b>36,749</b>	<b>13,251</b>
<b>Expenses</b>		
Administration	-	5,000
Materials	4,000	251
Special projects	9,000	8,000
Travel and accommodations	23,749	-
	<b>36,749</b>	<b>13,251</b>
<b>Surplus (deficit)</b>	<b>-</b>	<b>-</b>

**Grand Council Treaty #3 Representative Services**  
**Education**  
**Schedule 22 - Schedule of Revenue and Expenses**  
*For the year ended March 31, 2011*

	2011 <i>(Unaudited)</i>	2010 <i>(Unaudited)</i>
<b>Revenue</b>		
Indian and Northern Affairs Canada	140,000	140,000
Repayment of funding	-	(7,414)
Deferred revenue - prior year	-	1,871
	<b>140,000</b>	<b>134,457</b>
<b>Expenses</b>		
Administration	14,000	14,000
Contracted services	-	1,823
Furniture and equipment	3,999	1,350
Legal fees	4,288	-
Materials	3,014	4,943
Meetings and conferences	5,937	9,726
Salaries and benefits	61,715	68,883
Travel and accommodations	49,414	33,732
	<b>142,367</b>	<b>134,457</b>
<b>Surplus (deficit)</b>	<b>(2,367)</b>	<b>-</b>

**Grand Council Treaty #3 Representative Services**  
**TARR Intern-Shooniyaa**  
**Schedule 23 - Schedule of Revenue and Expenses**  
*For the year ended March 31, 2011*

	<i>2011</i> <i>(Unaudited)</i>	<i>2010</i> <i>(Unaudited)</i>
<b>Revenue</b>		
Shooniyaa Wa-Biitong	4,312	-
<b>Expenses</b>		
Salaries and benefits	4,312	-
<b>Surplus (deficit)</b>	-	-

**Grand Council Treaty #3 Representative Services**  
**Youth Council Gathering - Shooniyaa**  
**Schedule 24 - Schedule of Revenue and Expenses**  
*For the year ended March 31, 2011*

---

	2011 <i>(Unaudited)</i>	2010 <i>(Unaudited)</i>
<b>Revenue</b>		
Shooniyaa Wa-Biitong	1,500	-
<b>Expenses</b>		
Program expense	1,500	-
<b>Surplus (deficit)</b>	-	-

---

**Grand Council Treaty #3 Representative Services**  
**Youth Health Career Fair**  
**Schedule 25 - Schedule of Revenue and Expenses**  
*For the year ended March 31, 2011*

	2011 <i>(Unaudited)</i>	2010 <i>(Unaudited)</i>
<b>Revenue</b>		
First Nation Inuit Health	77,000	-
<b>Expenses</b>		
Administration	7,700	-
Audit fees	2,000	-
Program expense	37,300	-
Youth Career Fair	30,000	-
	77,000	-
<b>Surplus (deficit)</b>	-	-

**Grand Council Treaty #3 Representative Services**  
**IRS-Gathering-INAC**  
**Schedule 26 - Schedule of Revenue and Expenses**  
*For the year ended March 31, 2011*

	2011 <i>(Unaudited)</i>	2010 <i>(Unaudited)</i>
<b>Revenue</b>		
Indian and Northern Affairs Canada	38,234	-
<b>Expenses</b>		
Administration	3,479	-
Advertising	10,013	-
Meetings and conferences	10,000	-
Travel and accommodations	14,997	-
	38,489	-
<b>Surplus (deficit)</b>	<b>(255)</b>	<b>-</b>

**Grand Council Treaty #3 Representative Services**  
**IRS-Great Healing Plan**  
**Schedule 27 - Schedule of Revenue and Expenses**  
*For the year ended March 31, 2011*

	2011 <i>(Unaudited)</i>	2010 <i>(Unaudited)</i>
<b>Revenue</b>		
First Nation Inuit Health	100,000	-
Other revenue	9,500	-
	<b>109,500</b>	<b>-</b>
<b>Expenses</b>		
Administration	2,000	-
Program expense	36,000	-
Travel and accommodations	71,491	-
	<b>109,491</b>	<b>-</b>
<b>Surplus (deficit)</b>	<b>9</b>	<b>-</b>

**Grand Council Treaty #3 Representative Services**  
**FASD Nutritional-One Time**  
**Schedule 28 - Schedule of Revenue and Expenses**  
*For the year ended March 31, 2011*

---

	<i>2011</i>	<i>2010</i>
	<i>(Unaudited)</i>	<i>(Unaudited)</i>
<b>Revenue</b>		
Ministry of Children and Youth	37,000	-
<b>Expenses</b>		
Program expense	37,000	-
<b>Surplus (deficit)</b>	-	-

---

**Grand Council Treaty #3 Representative Services**  
**Aboriginal Health Trans. Fund**  
**Schedule 29 - Schedule of Revenue and Expenses**  
*For the year ended March 31, 2011*

	2011 <i>(Unaudited)</i>	2010 <i>(Unaudited)</i>
<b>Revenue</b>		
Chiefs of Ontario	-	43,150
Deferred revenue - prior year <i>(Note 5)</i>	61,151	18,001
Deferred revenue - current year <i>(Note 5)</i>	(59,886)	(61,151)
	<b>1,265</b>	<b>-</b>
<b>Expenses</b>		
Travel and accommodations	1,265	-
<b>Surplus (deficit)</b>	<b>-</b>	<b>-</b>

**Grand Council Treaty #3 Representative Services**  
**AHWS - Health Policy Analyst**  
**Schedule 30 - Schedule of Revenue and Expenses**  
*For the year ended March 31, 2011*

	2011 <i>(Unaudited)</i>	2010 <i>(Unaudited)</i>
<b>Revenue</b>		
Province of Ontario - Aboriginal Healing and Wellness Strategy	78,441	81,396
Funding recovered	-	8,392
Repayment of funding	-	(36,874)
	<b>78,441</b>	<b>52,914</b>
<b>Expenses</b>		
Administration	7,945	7,945
Audit fees	600	-
Meetings and conferences	1,472	1,667
Remote and isolated communities	1,447	-
Salaries and benefits	60,074	33,459
Telephone	1,580	4,431
Travel and accommodations	5,357	5,412
	<b>78,475</b>	<b>52,914</b>
<b>Surplus (deficit)</b>	<b>(34)</b>	<b>-</b>

# Grand Council Treaty #3 Representative Services

## AHWS - Training

### Schedule 31 - Schedule of Revenue and Expenses

For the year ended March 31, 2011

	2011 (Unaudited)	2010 (Unaudited)
<b>Revenue</b>		
Province of Ontario - Aboriginal Healing and Wellness Strategy	2,955	33,619
Funding recovered	-	5,912
Repayment of funding	-	(5,912)
	<b>2,955</b>	<b>33,619</b>
<b>Expenses</b>		
Flow through payments	-	33,619
Professional development	2,955	-
	<b>2,955</b>	<b>33,619</b>
<b>Surplus (deficit)</b>	<b>-</b>	<b>-</b>

**Grand Council Treaty #3 Representative Services**  
**H1N1**  
**Schedule 32 - Schedule of Revenue and Expenses**  
*For the year ended March 31, 2011*

	2011 <i>(Unaudited)</i>	2010 <i>(Unaudited)</i>
<b>Revenue</b>		
Chiefs of Ontario	-	5,000
Deferred revenue - prior year <i>(Note 5)</i>	5,000	-
Deferred revenue - current year <i>(Note 5)</i>	-	(5,000)
	<b>5,000</b>	<b>-</b>
<b>Expenses</b>		
Program expense	5,000	-
<b>Surplus (deficit)</b>	<b>-</b>	<b>-</b>

**Grand Council Treaty #3 Representative Services**  
**Health Governance & Infrastructure Support**  
**Schedule 33 - Schedule of Revenue and Expenses**  
*For the year ended March 31, 2011*

	2011 <i>(Unaudited)</i>	2010 <i>(Unaudited)</i>
<b>Revenue</b>		
First Nation and Inuit Health	117,885	114,451
Repayment of funding	-	(7,170)
	<b>117,885</b>	<b>107,281</b>
<b>Expenses</b>		
Administration	11,788	11,445
Communications	4,214	6,259
Consulting	10,000	-
Furniture and equipment	-	1,360
Insurance	1,000	1,000
Meetings and conferences	2,012	5,000
Professional fees	1,000	1,000
Program expense	2,000	3,236
Rent	1,006	1,006
Salaries and benefits	70,000	65,718
Telephone	-	-
Travel and accommodations	15,024	11,257
	<b>118,044</b>	<b>107,281</b>
<b>Surplus (deficit)</b>	<b>(159)</b>	<b>-</b>

**Grand Council Treaty #3 Representative Services**  
**AHWS - Health Authority**  
**Schedule 34 - Schedule of Revenue and Expenses**  
*For the year ended March 31, 2011*

	2011 <i>(Unaudited)</i>	2010 <i>(Unaudited)</i>
<b>Revenue</b>		
Province of Ontario	-	71,573
Funding recovered	18,194	-
Repayment of funding	(18,194)	-
	-	71,573
<b>Expenses</b>		
Flow through payments	-	71,573
<b>Surplus (deficit)</b>	-	-

**Grand Council Treaty #3 Representative Services**  
**AHWS - Renewal Consultations**  
**Schedule 35 - Schedule of Revenue and Expenses**  
*For the year ended March 31, 2011*

	2011 <i>(Unaudited)</i>	2010 <i>(Unaudited)</i>
<b>Revenue</b>		
Deferred revenue - prior year <i>(Note 5)</i>	42,243	42,915
Deferred revenue - current year <i>(Note 5)</i>	-	(42,243)
Repayment of funding	(42,243)	-
	-	672
<b>Expenses</b>		
Travel and accommodations	-	672
<b>Surplus (deficit)</b>	-	-

**Grand Council Treaty #3 Representative Services**  
**Aboriginal Health Human Resource Initiative**  
**Schedule 36 - Schedule of Revenue and Expenses**  
*For the year ended March 31, 2011*

	2011 <i>(Unaudited)</i>	2010 <i>(Unaudited)</i>
<b>Revenue</b>		
First Nation Inuit Health	108,550	70,000
Deferred revenue - prior year	-	35,372
Repayment of funding	-	(18,482)
	<b>108,550</b>	<b>86,890</b>
<b>Expenses</b>		
Administration	10,855	7,000
Audit fees	1,000	-
Communications	7,029	-
Consulting	20,000	-
Meetings and conferences	7,458	11,231
Program expense	4,213	3,919
Salaries and benefits	40,795	31,951
Travel and accommodations	17,200	32,789
	<b>108,550</b>	<b>86,890</b>
<b>Surplus (deficit)</b>	<b>-</b>	<b>-</b>

**Grand Council Treaty #3 Representative Services**  
**AFASD/CNP - Ministry of Children & Youth Service**  
**Schedule 37 - Schedule of Revenue and Expenses**  
*For the year ended March 31, 2011*

---

	2011 <i>(Unaudited)</i>	2010 <i>(Unaudited)</i>
<b>Revenue</b>		
Ministry of Children and Youth	330,000	332,105
<b>Expenses</b>		
Flow through payments	330,000	332,105
<b>Surplus (deficit)</b>	-	-

---

**Grand Council Treaty #3 Representative Services**  
**Health Council**  
**Schedule 38 - Schedule of Revenue and Expenses**  
*For the year ended March 31, 2011*

	2011 <i>(Unaudited)</i>	2010 <i>(Unaudited)</i>
<b>Revenue</b>		
First Nation Inuit Health	75,000	-
Repayment of funding	(1,877)	-
	<b>73,123</b>	<b>-</b>
<b>Expenses</b>		
Administration	7,500	-
Audit fees	1,200	-
Insurance	300	-
Meetings and conferences	11,500	-
Miscellaneous	4,163	-
Program expense	9,954	-
Rent	900	-
Salaries and benefits	4,184	-
Traditional materials	1,257	-
Travel and accommodations	32,165	-
	<b>73,123</b>	<b>-</b>
<b>Surplus (deficit)</b>	<b>-</b>	<b>-</b>

**Grand Council Treaty #3 Representative Services**  
**AHWS Vicarious Trauma**  
**Schedule 39 - Schedule of Revenue and Expenses**  
*For the year ended March 31, 2011*

	2011 <i>(Unaudited)</i>	2010 <i>(Unaudited)</i>
<b>Revenue</b>		
Province of Ontario - Aboriginal Healing and Wellness Strategy	151,690	-
<b>Expenses</b>		
Administration	12,940	-
Contracted services	10,000	-
Flow through payments	128,750	-
	151,690	-
<b>Surplus (deficit)</b>	-	-

**Grand Council Treaty #3 Representative Services**  
**LOA Community Capacity**  
**Schedule 40 - Schedule of Revenue and Expenses**  
*For the year ended March 31, 2011*

	2011 <i>(Unaudited)</i>	2010 <i>(Unaudited)</i>
<b>Revenue</b>		
Chiefs of Ontario	27,060	-
<b>Expenses</b>		
Administration	1,727	-
Meetings and conferences	18,081	-
Remote and isolated communities	3,686	-
	23,494	-
<b>Surplus (deficit)</b>	3,566	-

**Grand Council Treaty #3 Representative Services**  
**Indian Residential School Resolution Health**  
**Schedule 41 - Schedule of Revenue and Expenses**

*For the year ended March 31, 2011*

	2011 <i>(Unaudited)</i>	2010 <i>(Unaudited)</i>
<b>Revenue</b>		
First Nation Inuit Health	420,000	140,000
Repayment of funding	-	(54,414)
	<b>420,000</b>	<b>85,586</b>
<b>Expenses</b>		
Administration	42,000	14,000
Communications and updates	11,493	-
Contracted services	36,877	1,150
Materials	16,553	4,401
Meetings and conferences	62,187	4,511
Salaries and benefits	142,538	20,042
Training	498	-
Travel and accommodations	107,854	41,482
	<b>420,000</b>	<b>85,586</b>
<b>Surplus (deficit)</b>	<b>-</b>	<b>-</b>

**Grand Council Treaty #3 Representative Services**  
**Aboriginal Diabetes Education**  
**Schedule 42 - Schedule of Revenue and Expenses**  
*For the year ended March 31, 2011*

	<i>2011</i> <i>(Unaudited)</i>	<i>2010</i> <i>(Unaudited)</i>
<b>Revenue</b>		
Ministry of Health and Long Term Care	85,000	83,333
<b>Expenses</b>		
Flow through payments	83,376	83,333
Program expense	1,624	-
	85,000	83,333
<b>Surplus (deficit)</b>	-	-

**Grand Council Treaty #3 Representative Services**  
**Disabled Fund**  
**Schedule 43 - Schedule of Revenue and Expenses**  
*For the year ended March 31, 2011*

	2011 <i>(Unaudited)</i>	2010 <i>(Unaudited)</i>
<b>Revenue</b>		
Shooniyaa Wa-Biitong	-	19,459
Deferred revenue - prior year <i>(Note 5)</i>	19,459	-
Deferred revenue - current year <i>(Note 5)</i>	-	(19,459)
	19,459	-
<b>Expenses</b>		
Program expense	13,837	-
<b>Surplus (deficit)</b>	5,622	-

**Grand Council Treaty #3 Representative Services**  
**Prescription Drug Strategy**  
**Schedule 44 - Schedule of Revenue and Expenses**  
*For the year ended March 31, 2011*

	2011 <i>(Unaudited)</i>	2010 <i>(Unaudited)</i>
<b>Revenue</b>		
Chiefs of Ontario	10,000	-
Deferred revenue - current year <i>(Note 5)</i>	(8,471)	-
	<b>1,529</b>	<b>-</b>
<b>Expenses</b>		
Administration	1,000	-
Meetings and conferences	529	-
	<b>1,529</b>	<b>-</b>
<b>Surplus (deficit)</b>	<b>-</b>	<b>-</b>

**Grand Council Treaty #3 Representative Services**  
**Diabetes Extension Funds**  
**Schedule 45 - Schedule of Revenue and Expenses**  
*For the year ended March 31, 2011*

	2011 <i>(Unaudited)</i>	2010 <i>(Unaudited)</i>
<b>Revenue</b>		
Chiefs of Ontario	30,927	-
Funding recovered	-	214
Repayment of funding	-	(214)
	<b>30,927</b>	<b>-</b>
<b>Expenses</b>		
Administration	3,093	-
Program expense	27,774	-
	<b>30,867</b>	<b>-</b>
<b>Surplus (deficit)</b>	<b>60</b>	<b>-</b>

**Grand Council Treaty #3 Representative Services**  
**Aboriginal Diabetes Initiative**  
**Schedule 46 - Schedule of Revenue and Expenses**  
*For the year ended March 31, 2011*

	2011 <i>(Unaudited)</i>	2010 <i>(Unaudited)</i>
<b>Revenue</b>		
First Nation Inuit Health	14,600	-
<b>Expenses</b>		
Program expense	14,600	-
<b>Surplus (deficit)</b>	-	-

**Grand Council Treaty #3 Representative Services**  
**Jury Roll Program**  
**Schedule 47 - Schedule of Revenue and Expenses**  
*For the year ended March 31, 2011*

	2011 <i>(Unaudited)</i>	2010 <i>(Unaudited)</i>
<b>Revenue</b>		
Ministry of Attorney General	8,257	20,530
<b>Expenses</b>		
Administration	1,000	2,000
Communications	-	3,000
Honoraria	900	750
Miscellaneous	1,407	2,252
Salaries and benefits	735	12,047
Travel and accommodations	1,925	481
	5,967	20,530
<b>Surplus (deficit)</b>	2,290	-

**Grand Council Treaty #3 Representative Services**  
**Youth Reintegration Project**  
**Schedule 48 - Schedule of Revenue and Expenses**  
*For the year ended March 31, 2011*

	2011 <i>(Unaudited)</i>	2010 <i>(Unaudited)</i>
<b>Revenue</b>		
Ministry of Children and Youth	180,000	180,000
Deferred revenue - prior year	-	14,100
Repayment of funding	<b>(5,949)</b>	<b>(14,138)</b>
	<b>174,051</b>	<b>179,962</b>
<b>Expenses</b>		
Administration	18,000	18,000
Furniture and equipment	10,656	13,979
Rent	10,756	9,980
Salaries and benefits	113,139	116,415
Training	6,709	7,900
Travel and accommodations	<b>14,791</b>	<b>13,688</b>
	<b>174,051</b>	<b>179,962</b>
<b>Surplus (deficit)</b>	-	-

**Grand Council Treaty #3 Representative Services  
Ipperwash Inquiry Research  
Schedule 49 - Schedule of Revenue and Expenses**

*For the year ended March 31, 2011*

	2011 <i>(Unaudited)</i>	2010 <i>(Unaudited)</i>
<b>Revenue</b>		
Ministry of Aboriginal Affairs	80,080	80,000
Deferred revenue - prior year	-	36,163
Repayment of funding	-	(36,388)
	<b>80,080</b>	<b>79,775</b>
<b>Expenses</b>		
Administration	7,280	8,000
Consulting	9,096	19,622
Honoraria	-	1,318
Materials	-	1,664
Meetings and conferences	13,251	3,720
Salaries and benefits	23,198	9,803
Travel and accommodations	27,255	35,648
	<b>80,080</b>	<b>79,775</b>
<b>Surplus (deficit)</b>	<b>-</b>	<b>-</b>

**Grand Council Treaty #3 Representative Services**  
**Community Justice Project**  
**Schedule 50 - Schedule of Revenue and Expenses**  
*For the year ended March 31, 2011*

	2011 <i>(Unaudited)</i>	2010 <i>(Unaudited)</i>
<b>Revenue</b>		
Department of Justice Canada	60,000	60,000
Ministry of Attorney General	60,000	60,000
Ministry of Children and Youth	60,000	60,000
Repayment of funding	(8,493)	(3,120)
	<b>171,507</b>	<b>176,880</b>
<b>Expenses</b>		
Administration	18,000	18,000
Community facilitators	10,268	1,525
Program expense	12,579	1,199
Project advisory group	-	3,070
Salaries and benefits	115,369	136,653
Training	3,093	4,294
Travel and accommodations	12,198	12,139
	<b>171,507</b>	<b>176,880</b>
<b>Surplus (deficit)</b>	<b>-</b>	<b>-</b>

**Grand Council Treaty #3 Representative Services**  
**Letter of Intent - Government to Government**  
**Schedule 51 - Schedule of Revenue and Expenses**  
*For the year ended March 31, 2011*

	2011 <i>(Unaudited)</i>	2010 <i>(Unaudited)</i>
<b>Revenue</b>		
Ministry of Aboriginal Affairs	212,100	204,000
Deferred revenue - prior year	-	15,266
Repayment of funding	-	(39,303)
	<b>212,100</b>	<b>179,963</b>
<b>Expenses</b>		
Administration	20,300	20,400
Consulting	34,854	24,542
Materials	34,566	32,100
Salaries and benefits	17,250	34,389
Travel and accommodations	105,130	68,532
	<b>212,100</b>	<b>179,963</b>
<b>Surplus (deficit)</b>	<b>-</b>	<b>-</b>

**Grand Council Treaty #3 Representative Services**  
**Political Office**  
**Schedule 52 - Schedule of Revenue and Expenses**  
*For the year ended March 31, 2011*

	2011 (Unaudited)	2010 (Unaudited)
<b>Revenue</b>		
Indian and Northern Affairs Canada	667,600	667,600
Ontario First Nations Limited Partnership	20,000	20,000
Deferred revenue - prior year (Note 5)	132,249	59,335
Deferred revenue - current year (Note 5)	(161,550)	(132,249)
	<b>658,299</b>	<b>614,686</b>
<b>Expenses</b>		
Administration	68,760	68,760
Advertising	-	1,230
Chiefs retreat and meetings	49,698	65,085
Communications	-	1,839
Community donations	-	1,000
Consulting	59,258	36,562
Contracted services	-	15,112
Facilities	1,415	-
Furniture and equipment	1,398	105
Honoraria	-	2,700
Legal fees	41,380	11,775
Materials	-	3,303
Miscellaneous	-	5,327
National Assembly and Chiefs meetings	131,000	40,821
Program expense	4,890	-
Rent	15,297	16,091
Salaries and benefits	198,758	179,491
Special projects	7,564	7,389
Telephone	4,601	7,430
Travel and accommodations	67,410	147,576
Winnipeg office costs	6,870	3,090
	<b>658,299</b>	<b>614,686</b>
<b>Surplus (deficit)</b>	<b>-</b>	<b>-</b>

**Grand Council Treaty #3 Representative Services**  
**Summit Comm. Engagement**  
**Schedule 53 - Schedule of Revenue and Expenses**  
*For the year ended March 31, 2011*

	2011 <i>(Unaudited)</i>	2010 <i>(Unaudited)</i>
<b>Revenue</b>		
Ministry of Children and Youth	10,000	-
<b>Expenses</b>		
Equipment rentals	300	-
Meetings and conferences	4,350	-
Office supplies	350	-
Travel and accommodations	5,049	-
	10,049	-
<b>Surplus (deficit)</b>	<b>(49)</b>	-

**Grand Council Treaty #3 Representative Services**  
**Women's Council**  
**Schedule 54 - Schedule of Revenue and Expenses**  
*For the year ended March 31, 2011*

	2011 <i>(Unaudited)</i>	2010 <i>(Unaudited)</i>
<b>Revenue</b>		
Indian and Northern Affairs Canada	40,000	-
<b>Expenses</b>		
Administration	4,000	-
Contracted services	15,000	-
Meetings and conferences	6,001	-
Program expense	499	-
Travel and accommodations	14,500	-
	40,000	-
<b>Surplus (deficit)</b>	-	-

**Grand Council Treaty #3 Representative Services**  
**Family Violence**  
**Schedule 55 - Schedule of Revenue and Expenses**  
*For the year ended March 31, 2011*

	2011 (Unaudited)	2010 (Unaudited)
<b>Revenue</b>		
Indian and Northern Affairs Canada	104,200	103,600
Deferred revenue - prior year (Note 5)	30,349	-
Deferred revenue - current year (Note 5)	-	(30,349)
	<b>134,549</b>	<b>73,251</b>
<b>Expenses</b>		
Administration	10,400	10,360
Consulting	-	2,500
Insurance	600	600
Materials	4,000	1,668
Meetings and conferences	-	1,313
Occupancy costs and facility rental	6,000	-
Professional fees	1,200	1,200
Salaries and benefits	57,924	18,755
Travel and accommodations	30,000	12,430
Women's Gathering	24,425	24,425
	<b>134,549</b>	<b>73,251</b>
<b>Surplus (deficit)</b>	<b>-</b>	<b>-</b>

**Grand Council Treaty #3 Representative Services**  
**Disabilities Initiative**  
**Schedule 56 - Schedule of Revenue and Expenses**  
*For the year ended March 31, 2011*

	2011 <i>(Unaudited)</i>	2010 <i>(Unaudited)</i>
<b>Revenue</b>		
Indian and Northern Affairs Canada	34,100	34,100
Repayment of funding	-	(1,499)
	<b>34,100</b>	<b>32,601</b>
<b>Expenses</b>		
Administration	3,410	3,410
Consulting	3,548	3,600
Materials	2,062	500
Meetings and conferences	5,000	5,000
Professional fees	1,200	1,200
Salaries and benefits	1,400	1,400
Travel and accommodations	17,497	17,491
	<b>34,117</b>	<b>32,601</b>
<b>Surplus (deficit)</b>	<b>(17)</b>	<b>-</b>

Grand Council Treaty #3 Representative Services

Social

Schedule 57 - Schedule of Revenue and Expenses

For the year ended March 31, 2011

	2011 (Unaudited)	2010 (Unaudited)
<b>Revenue</b>		
Indian and Northern Affairs Canada	83,600	83,600
Deferred revenue - prior year	-	6,511
	<b>83,600</b>	<b>90,111</b>
<b>Expenses</b>		
Administration	8,360	8,360
Consulting	6,805	8,663
Meetings and conferences	7,893	3,500
Salaries and benefits	44,294	47,315
Telephone	565	-
Travel and accommodations	15,648	15,590
	<b>83,565</b>	<b>83,428</b>
<b>Surplus</b>	<b>35</b>	<b>6,683</b>

**Grand Council Treaty #3 Representative Services**  
**Treaty Aboriginal Right Research**  
**Schedule 58 - Schedule of Revenue and Expenses**  
*For the year ended March 31, 2011*

	2011 <i>(Unaudited)</i>	2010 <i>(Unaudited)</i>
<b>Revenue</b>		
Indian and Northern Affairs Canada	328,246	316,000
Repayment of funding	-	(44,376)
	<b>328,246</b>	<b>271,624</b>
<b>Expenses</b>		
Administration	17,023	15,932
Consulting and research	85,355	76,174
Furniture and equipment	-	5,000
Legal fees	68,989	47,829
Meetings and conferences	-	5,430
Professional fees, audit and bookkeeping	2,400	17,496
Rent	18,000	18,000
Resource materials	2,612	6,672
Salaries and benefits	118,067	59,014
Travel and accommodations	16,285	20,077
	<b>328,731</b>	<b>271,624</b>
<b>Surplus (deficit)</b>	<b>(485)</b>	<b>-</b>

**Grand Council Treaty #3 Representative Services**  
**Trapping - Resource Centre**  
**Schedule 59 - Schedule of Revenue and Expenses**  
*For the year ended March 31, 2011*

	2011 <i>(Unaudited)</i>	2010 <i>(Unaudited)</i>
<b>Revenue</b>		
Ministry of Natural Resources	159,139	129,139
Ministry of Natural Resources - royalties	1,454	-
Other revenue	380	445
Deferred revenue - prior year <i>(Note 5)</i>	5,644	32,843
Deferred revenue - current year <i>(Note 5)</i>	<b>(27,905)</b>	<b>(5,644)</b>
	<b>138,712</b>	<b>156,783</b>
<b>Expenses</b>		
Administration	16,714	16,714
Meetings and conferences	1,666	2,628
Program expense	1,547	810
Rent	9,966	9,966
Salaries and benefits	98,199	93,791
Trapper's education	-	22,124
Travel and accommodations	<b>10,620</b>	<b>10,750</b>
	<b>138,712</b>	<b>156,783</b>
<b>Surplus (deficit)</b>	<b>-</b>	<b>-</b>

**Grand Council Treaty #3 Representative Services**  
**Traps for Trade - CORDA**  
**Schedule 60 - Schedule of Revenue and Expenses**  
*For the year ended March 31, 2011*

	2011 <i>(Unaudited)</i>	2010 <i>(Unaudited)</i>
<b>Expenses</b>		
Program expense	34,961	-
<b>Surplus (deficit) before transfers</b>	<b>(34,961)</b>	<b>-</b>
<b>Transfers between programs</b>		
Transfer from CORDA	34,993	-
<b>Surplus (deficit)</b>	<b>32</b>	<b>-</b>

**Grand Council Treaty #3 Representative Services**  
**Governance Development Support Project**  
**Schedule 61 - Schedule of Revenue and Expenses**  
*For the year ended March 31, 2011*

	2011 (Unaudited)	2010 (Unaudited)
<b>Revenue</b>		
Indian and Northern Affairs Canada	-	67,200
<b>Expenses</b>		
Administration	-	6,720
Community sessions	-	21,405
Contracted services	-	28,756
Insurance	-	600
Meetings and conferences	-	7,017
Professional fees	-	1,000
Rent	-	600
Travel and accommodations	-	1,102
	-	67,200
<b>Surplus (deficit)</b>	-	-

**Grand Council Treaty #3 Representative Services**  
**INAC Elders Project**  
**Schedule 62 - Schedule of Revenue and Expenses**  
*For the year ended March 31, 2011*

	2011 <i>(Unaudited)</i>	2010 <i>(Unaudited)</i>
<b>Revenue</b>		
Deferred revenue - prior year	-	14,381
<b>Expenses</b>		
Consulting	-	212
Contracted services	-	438
Meetings and conferences	-	2,170
Travel and accommodations	-	257
	-	3,077
<b>Surplus (deficit)</b>	-	11,304

**Grand Council Treaty #3 Representative Services**  
**Elders Water Forum**  
**Schedule 63 - Schedule of Revenue and Expenses**  
*For the year ended March 31, 2011*

	2011 <i>(Unaudited)</i>	2010 <i>(Unaudited)</i>
<b>Revenue</b>		
Chiefs of Ontario	-	43,000
<b>Expenses</b>		
Contracted services	-	5,360
Honoraria	-	18,192
Meetings and conferences	-	18,657
Travel and accommodations	-	791
	-	43,000
<b>Surplus (deficit)</b>	-	-

**Grand Council Treaty #3 Representative Services**  
**Biofibre Initiative - MNR**  
**Schedule 64 - Schedule of Revenue and Expenses**  
*For the year ended March 31, 2011*

	2011 <i>(Unaudited)</i>	2010 <i>(Unaudited)</i>
<b>Revenue</b>		
Ministry of Natural Resources	-	20,000
<b>Expenses</b>		
Administration	-	2,000
Contracted services	-	3,000
Meetings and conferences	-	3,000
Travel and accommodations	-	10,000
	-	18,000
<b>Surplus (deficit)</b>	-	2,000

**Grand Council Treaty #3 Representative Services**  
**First Nation Students Success Program**  
**Schedule 65 - Schedule of Revenue and Expenses**  
*For the year ended March 31, 2011*

	2011 <i>(Unaudited)</i>	2010 <i>(Unaudited)</i>
<b>Revenue</b>		
Indian and Northern Affairs Canada	-	30,000
Repayment of funding	-	(3,049)
	-	26,951
<b>Expenses</b>		
Administration	-	1,800
Contracted services	-	4,164
Meetings and conferences	-	4,556
Travel and accommodations	-	16,431
	-	26,951
<b>Surplus (deficit)</b>	-	-

**Grand Council Treaty #3 Representative Services**  
**Youth Gathering Conference**  
**Schedule 66 - Schedule of Revenue and Expenses**  
*For the year ended March 31, 2011*

	2011 <i>(Unaudited)</i>	2010 <i>(Unaudited)</i>
<b>Revenue</b>		
Indian and Northern Affairs Canada	-	25,000
Miscellaneous	-	225
Repayment of funding	-	(576)
	-	24,649
<b>Expenses</b>		
Administration	-	2,500
Consulting	-	3,041
Materials	-	2,815
Travel and accommodations	-	16,293
	-	24,649
<b>Surplus (deficit)</b>	-	-

**Grand Council Treaty #3 Representative Services**  
**Health Consultation - Pandemic**  
**Schedule 67 - Schedule of Revenue and Expenses**  
*For the year ended March 31, 2011*

	2011 <i>(Unaudited)</i>	2010 <i>(Unaudited)</i>
<b>Revenue</b>		
First Nation Inuit Health	-	29,323
<b>Expenses</b>		
Administration	-	2,932
Consulting	-	26,708
	-	29,640
<b>Surplus (deficit)</b>	-	(317)

**Grand Council Treaty #3 Representative Services**  
**AHWS - Community Development Support**  
**Schedule 68 - Schedule of Revenue and Expenses**  
*For the year ended March 31, 2011*

	2011 <i>(Unaudited)</i>	2010 <i>(Unaudited)</i>
<b>Revenue</b>		
Province of Ontario - Aboriginal Healing and Wellness Strategy	-	31,304
Funding recovered	-	28,576
Repayment of funding	-	(28,576)
	-	31,304
<b>Expenses</b>		
Flow through payments	-	31,304
<b>Surplus (deficit)</b>	-	-

**Grand Council Treaty #3 Representative Services**  
**AHWS - Community Wellness Worker**  
**Schedule 69 - Schedule of Revenue and Expenses**  
*For the year ended March 31, 2011*

	2011 <i>(Unaudited)</i>	2010 <i>(Unaudited)</i>
<b>Revenue</b>		
Province of Ontario - Aboriginal Healing and Wellness Strategy	-	508,386
Funding recovered	-	2,991
Repayment of funding	-	(2,994)
	-	508,383
<b>Expenses</b>		
Flow through payments	-	508,383
<b>Surplus (deficit)</b>	-	-

**Grand Council Treaty #3 Representative Services**  
**AHWS - One Time Grant**  
**Schedule 70 - Schedule of Revenue and Expenses**  
*For the year ended March 31, 2011*

	2011 <i>(Unaudited)</i>	2010 <i>(Unaudited)</i>
<b>Revenue</b>		
Province of Ontario - Aboriginal Healing and Wellness Strategy	-	12,467
<b>Expenses</b>		
Flow through payments	-	12,467
<b>Surplus (deficit)</b>	-	-

**Grand Council Treaty #3 Representative Services**  
**AHWS - Mental Health Initiative**  
**Schedule 71 - Schedule of Revenue and Expenses**

*For the year ended March 31, 2011*

	2011 <i>(Unaudited)</i>	2010 <i>(Unaudited)</i>
<b>Revenue</b>		
Province of Ontario - Aboriginal Healing and Wellness Strategy	-	54,833
Funding recovered	-	24,544
Repayment of funding	-	(24,544)
	-	54,833
<b>Expenses</b>		
Flow through payments	-	54,833
<b>Surplus (deficit)</b>	-	-

**Grand Council Treaty #3 Representative Services**  
**Ontario First Nation Injury Prevention**  
**Schedule 72 - Schedule of Revenue and Expenses**  
*For the year ended March 31, 2011*

	2011 <i>(Unaudited)</i>	2010 <i>(Unaudited)</i>
<b>Revenue</b>		
Chiefs of Ontario	-	10,000
<b>Expenses</b>		
Administration	-	1,000
Meetings and conferences	-	8,020
Program expense	-	1,000
	-	10,020
<b>Surplus (deficit)</b>	-	(20)

**Grand Council Treaty #3 Representative Services**  
**Residential School Survivor Gala**  
**Schedule 73 - Schedule of Revenue and Expenses**  
*For the year ended March 31, 2011*

	2011 <i>(Unaudited)</i>	2010 <i>(Unaudited)</i>
<b>Revenue</b>		
Indian and Northern Affairs Canada	-	37,050
First Nation Inuit Health	-	33,000
Miscellaneous	-	22,000
	-	92,050
<b>Expenses</b>		
Administration	-	9,205
Contracted services	-	4,891
Facilities	-	13,586
Materials	-	22,057
Meetings and conferences	-	182
Miscellaneous	-	20,553
Professional fees	-	3,681
Travel and accommodations	-	3,054
	-	77,209
<b>Surplus (deficit)</b>	-	14,841

**Grand Council Treaty #3 Representative Services**  
**Think Tank - Treaty Commission Ministry of Aboriginal Affairs**  
**Schedule 74 - Schedule of Revenue and Expenses**

*For the year ended March 31, 2011*

	2011 <i>(Unaudited)</i>	2010 <i>(Unaudited)</i>
<b>Revenue</b>		
Ministry of Aboriginal Affairs	-	10,000
Repayment of funding	-	(5,451)
	-	4,549
<b>Expenses</b>		
Administration	-	1,000
Travel and accommodations	-	3,549
	-	4,549
<b>Surplus (deficit)</b>	-	-

**Grand Council Treaty #3 Representative Services**  
**Relationship Forum**  
**Schedule 75 - Schedule of Revenue and Expenses**  
*For the year ended March 31, 2011*

	2011 <i>(Unaudited)</i>	2010 <i>(Unaudited)</i>
<b>Revenue</b>		
Ministry of Aboriginal Affairs	-	75,000
Repayment of funding	-	(2,221)
	-	72,779
<b>Expenses</b>		
Administration	-	7,500
Miscellaneous	-	30,337
Special projects	-	16,943
Travel and accommodations	-	17,999
	-	72,779
<b>Surplus (deficit)</b>	-	-

**Grand Council Treaty #3 Representative Services**  
**Resource Benefit Sharing**  
**Schedule 76 - Schedule of Revenue and Expenses**  
*For the year ended March 31, 2011*

	2011 <i>(Unaudited)</i>	2010 <i>(Unaudited)</i>
<b>Revenue</b>		
Ministry of Aboriginal Affairs	-	50,000
<b>Expenses</b>		
Administration	-	5,000
Contracted services	-	17,923
Materials	-	276
Meetings and conferences	-	3,155
Travel and accommodations	-	24,466
	-	50,820
<b>Surplus (deficit)</b>	-	(820)

**Grand Council Treaty #3 Representative Services**  
**Youth Services Program**  
**Schedule 77 - Schedule of Revenue and Expenses**  
*For the year ended March 31, 2011*

	2011 <i>(Unaudited)</i>	2010 <i>(Unaudited)</i>
<b>Revenue</b>		
Shooniyaa Wa-Biitong	-	3,000
<b>Expenses</b>		
Administration	-	1,000
Materials	-	2,000
	-	3,000
<b>Surplus (deficit)</b>	-	-

**Grand Council Treaty #3 Representative Services**  
**Capacity Funding to Support Child & Family**  
**Schedule 78 - Schedule of Revenue and Expenses**  
*For the year ended March 31, 2011*

	2011 <i>(Unaudited)</i>	2010 <i>(Unaudited)</i>
<b>Revenue</b>		
Ministry of Children and Youth	-	15,860
<b>Expenses</b>		
Community facilitators	-	2,200
Meetings and conferences	-	3,577
Travel and accommodations	-	10,110
	-	15,887
<b>Surplus (deficit)</b>	-	(27)

**Grand Council Treaty #3 Representative Services**  
**Federal Action Plan**  
**Schedule 79 - Schedule of Revenue and Expenses**  
*For the year ended March 31, 2011*

	2011 <i>(Unaudited)</i>	2010 <i>(Unaudited)</i>
<b>Revenue</b>		
Deferred revenue - prior year	-	180,377
<b>Expenses</b>		
Administration	-	18,084
Contracted services	-	65,930
Meetings and conferences	-	71,891
Professional fees	-	900
Program expense	-	4,192
Travel and accommodations	-	19,663
	-	180,660
<b>Surplus (deficit)</b>	-	<b>(283)</b>

**Grand Council Treaty #3 Representative Services**  
**Trapping Harmonization**  
**Schedule 80 - Schedule of Revenue and Expenses**  
*For the year ended March 31, 2011*

	2011 <i>(Unaudited)</i>	2010 <i>(Unaudited)</i>
<b>Revenue</b>		
Indian and Northern Affairs Canada	-	7,500
Ministry of Natural Resources	-	20,000
	-	27,500
<b>Expenses</b>		
Contracted services	-	19,743
Meetings and conferences	-	6,538
Travel and accommodations	-	4,111
	-	30,392
<b>Surplus (deficit)</b>	-	<b>(2,892)</b>